

Quality design

Great Quality Desking Systems



Metal to Metal Fixings



Height Adjustable feet



Bowed Double Strut Cantilever Silver Leg as Standard



RDM160
Picture shows DHP438 sold seperately

Radial Workstations

Model	Description	Dimensions
RDM160	1600mm Radial Desk (Right Hand)	W1600/1200 x D800/600 x H730
LDM160	1600mm Radial Desk (Left Hand)	W1600/1200 x D800/600 x H730
RDM180	1800mm Radial Desk (Right Hand)	W1800/1200 x D800/600 x H730
LDM180	1800mm Radial Desk (Left Hand)	W1800/1200 x D800/600 x H730



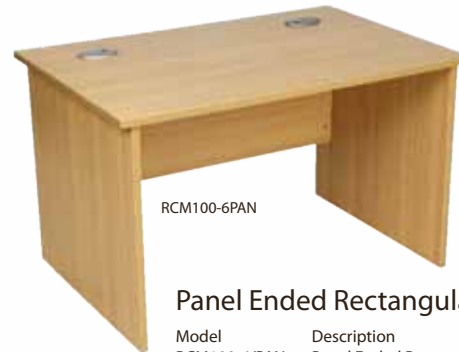
LDM160
Picture shows DHP438 sold seperately

Rectangular Workstations

Model	Description	Dimensions
RCM100-6	1000mm Rectangular Desk	W1000 x D600 x H730
RCM120	1200mm Rectangular Desk	W1200 x D800 x H730
RCM140	1400mm Rectangular Desk	W1400 x D800 x H730
RCM160	1600mm Rectangular Desk	W1600 x D800 x H730



RCM160



RCM100-6PAN

Panel Ended Rectangular Workstations

Model	Description	Dimensions
RCM100-6/PAN	Panel Ended Rectangular Workstation	W1000 x D600 x H730
RCM120/PAN	Panel Ended Rectangular Workstation	W1200 x D800 x H730
RCM140/PAN	Panel Ended Rectangular Workstation	W1400 x D800 x H730
RCM160/PAN	Panel Ended Rectangular Workstation	W1600 x D800 x H730

Elegant curves

Superb Quality Workstations

All with 25mm tops, modesty panels and panel ends



Height Adjustable Feet



Modesty Panel With Cable Access



25mm Top With 3mm ABS Edging is Standard

Quality Design



LDM160/PAN
Picture shows DHP438 sold seperately

Panel Ended Radial Workstations

Model	Description	Dimensions
RDM160/PAN	Panel Ended Radial Workstation (Right hand)	W1600/1200 x D800/600 x H730
LDM160/PAN	Panel Ended Radial Workstation (Left hand)	W1600/1200 x D800/600 x H730
RDM180/PAN	Panel Ended Radial Workstation (Right hand)	W1800/1200 x D800/600 x H730
LDM180/PAN	Panel Ended Radial Workstation (Left hand)	W1800/1200 x D800/600 x H730



LDM180/PAN

All with 25mm tops, modesty panels and panel ends



WAM140L/PAN
Picture shows MP sold seperately



WAM160L
Picture shows MP sold seperately

Wave Workstations

Model	Description	Dimensions
WAM140R	1400mm Wave Desk (Right hand)	W1400 x D1000/800 x H730
WAM140L	1400mm Wave Desk (Left hand)	W1400 x D1000/800 x H730
WAM160R	1600mm Wave Desk (Right hand)	W1600 x D1000/800 x H730
WAM160L	1600mm Wave Desk (Left hand)	W1600 x D1000/800 x H730

Panel Ended Wave Workstations

Model	Description	Dimensions
WAM140R/PAN	Panel Ended Wave Workstation (Left hand)	W1400 x D1000/800 x H730
WAM140L/PAN	Panel Ended Wave Workstation (Right hand)	W1400 x D1000/800 x H730
WAM160R/PAN	Panel Ended Wave Workstation (Left hand)	W1600 x D1000/800 x H730
WAM160L/PAN	Panel Ended Wave Workstation (Right hand)	W1600 x D1000/800 x H730

Elegant Curves

Great Quality Desking Systems

Superb Quality Workstations



80cm Cable Ports



25mm Modesty Panels




3mm ABS Edging



Hinged Keys



A4 & Foolscap Filing



Silver Handles

Classic design




DHP438



DHP438-800

Pedestals

Model	Description	Dimensions
DHP438	3 Drawer Desk High Pedestal	H730 x W438 x D600
DHP438-800	3 Drawer Desk High Pedestal 800 Deep	H730 x W438 x D800
MP	3 Drawer full height mobile pedestal	H680 x W438 x D600
CMP	Contract Mobile Pedestal	H595 x W404 x D510
UDM/PT	Pencil Tray	H30 x W360 x D165



Silver Metal Handles



Hinged Keys



Height Adjustable Feet to DHP




Fully Extending Drawers



Pencil Tray



Solid Box Drawer Construction



Ball Bearing Runners on all Drawers

Designer Cool



MP



DHP438, DHP438-800 and MP Include:
1 x filing drawer
1 x standard drawer and
1 x slim drawer



CMP



Classic Design



Linking Post



Screen Trim



4 Way Link



Straight Linking


Desk Mounted Screens

Model DMS840	Description Desk mounted rectangular screen	Dimensions W770 x H400
Model DMS1040	Description Desk mounted rectangular screen	Dimensions W970 x H400
Model DMS1240	Description Desk mounted rectangular screen	Dimensions W1170 x H400
Model DMS1440	Description Desk mounted rectangular screen	Dimensions W1370 x H400
Model DMS1640	Description Desk mounted rectangular screen	Dimensions W1570 x H400
Model LP	Description Linking post - Optional Extra	Dimensions W30 x D30 x H400


Available in blue or black fabric



Two brackets included with each Desk Mounted Screen



Easy to tighten G clamp



Fits up to 25mm Worktop


Designer Cool

Quality Products

Standard Features on all MFC products



Easy Ball Glide Runners on all Pedestal Drawers



Two Hinged Keys

80mm Port Holes on Desks



25mm Modesty Panels

All MFC is 25mm thick with 3mm edging



3mm ABS Edging

Silver Metal Handles

All Workstations are FIRA Certified

Test Certificate **FIRA**
Expertise • Independence • Integrity


This certificate confirms that the

RECTANGULAR DESK: RCM100-6 (1000MM)
RECTANGULAR DESK: RCM160 (1600MM)
CRESCENT DESK: RDM180 (1800MM)

has been tested at FIRA International Limited and successfully satisfied the applicable test requirements from:

BS EN 527-2: (2002)
BS EN 527-3: (2003)

Report reference: TSTAF39520 - 22 refer

SIGNATURE  **Mark Goodchild**

POSITION Technical Specialist - Tables & Beds

CERTIFICATE DATE 28 July 2011


For and on behalf of FIRA INTERNATIONAL LIMITED

FIRA
Expertise • Independence • Integrity

This certificate only relates to the sample(s) supplied and tested at the time. Re-testing at intervals is recommended and should be subject to agreement between the supplier and the purchaser.

FIRA International Ltd Maxwold Road, Stevenage, Hertfordshire SG1 2EW, England.

Standard Features on all MFC products



Metal to Metal Fixings on all MFC Products



Double Strut Cantilever Leg as standard

A4 and Foolscap Filing



Adjustable Feet

Fully Extending Drawers



Solid Box Drawer Filing on Pedestal

Modesty Panel with Cable Access

Quality Assured